

Dear Stakeholder,

Thanks to your contributions, we carried out numerous training, research and communication activities in 2024 to develop and promote “good governance” culture. In these efforts, we ensured the most efficient use of the resources entrusted to us.

We are pleased to share our Resource Leverage Report with you, depicting how we utilized our resources in 2024.

We sincerely thank our corporate donors, the numerous organizations that provided in-kind support to our efforts, and our volunteers who contributed to good governance by dedicating their most valuable asset, their time.

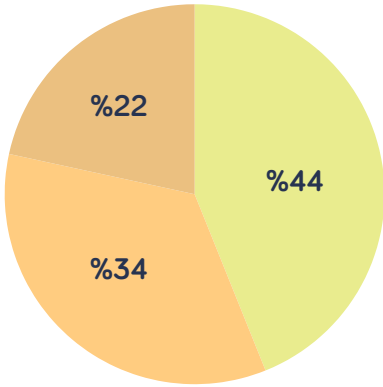


## TOTAL RESOURCES

	EXPENDITURE (TL) Donations and Project Funding	+	LEVERAGE Voluntary and In-kind Contributions	=	TOTAL Total Mobilized Resources
EDUCATION	1.943.096		2.481.905 TL		4.425.001 TL
RESEARCH	2.910.270		2.156.547,5 TL		5.066.817,5 TL
COMMUNICATION	3.133.378		6.223.138 TL		9.356.516 TL
EXECUTIVE	874.769		878.259,5 TL		1.753.028,5 TL
TOTAL	8.861.513		11.739.850 TL Equivalent		20.601.363 TL

We utilized resources amounting to **2,3** times our budget.

## EDUCATION



Donations 1.943.096 TL

In-kind Contributions 1.526.255 TL

Voluntary Contributions 955.650 TL

TOTAL RESOURCES 4.425.001 TL

236  
Hours  
Education

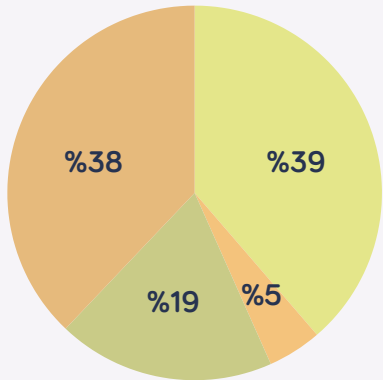
13  
Education  
Programs

334  
Graduates



3429,5 HOURS  
VOLUNTARY  
CONTRIBUTION

## RESEARCH



Donations 1.959.501 TL

Project Funds 950.768 TL

In-kind Contributions 236.048 TL

Voluntary Contributions 1.920.500 TL

TOTAL RESOURCES 5.066.817 TL

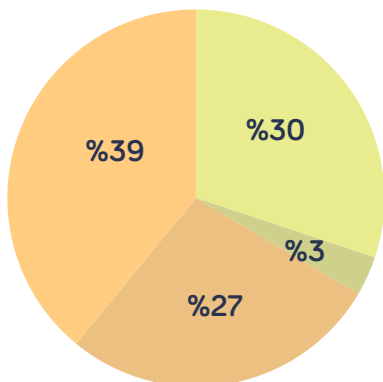
4  
Projects and  
Programs

15  
Publications,  
Reports, and  
Articles



1359,5 HOURS  
VOLUNTARY  
CONTRIBUTION

## COMMUNICATION



Donations 2.816.456 TL

Project Funds 316.923 TL

In-kind Contributions 3.654.038 TL

Voluntary Contributions 2.569.100 TL

TOTAL RESOURCES 9.356.516 TL

44  
Events

12.015  
Peer to Peer  
Communication

1.8 M  
Interaction



7918 HOURS  
VOLUNTARY  
CONTRIBUTION